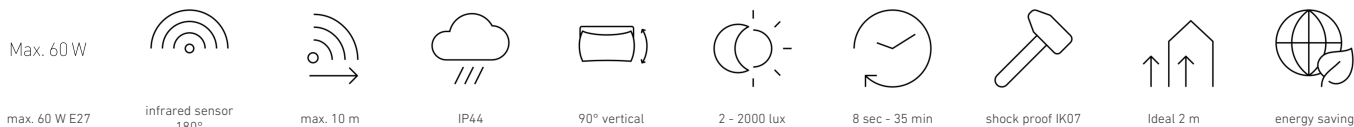


## Sensor-switched outdoor light

# L 22 S

Anthracite  
EAN 4007841 035709  
Article number 035709



### Function description

The inviting light solution! Designer sensor-switched outdoor light L 22 S with attractive stainless steel trim, ideal for building entrances and building fronts, 180° angle of coverage, reach up to 10 m, selectable time and twilight threshold, sensor tilts through 90°.

### Technical specifications

Dimensions (L x W x H)	89 x 162 x 286 mm
With lamp	No
Manufacturer's Warranty	3 years
Settings via	Potentiometers
With remote control	No
Version	Anthracite
PU1, EAN	4007841035709
Application, place	Outdoors
Application, room	outdoors, front door, all round the building, terrace / balcony, courtyard & driveway
Installation site	wall
Impact resistance	IK07
IP-rating	IP44
Protection class	II
Ambient temperature	from -20 up to 40 °C
Housing material	Stainless steel
Cover material	Plastic, opal

Slave modeselectable	No
Sneak-by guard	Yes
Capability of masking out individual segments	Yes
Electronic scalability	No
Mechanical scalability	No
Reach, radial	r = 3 m (14 m <sup>2</sup> )
Reach, tangential	r = 10 m (157 m <sup>2</sup> )
Photo-cell controller	Yes
Cover material	sticker
Lamp	All-purpose lamp
Base	E27
Soft light start	No
Twilight setting	2 – 2000 lx
Time setting	8 s – 35 Min.
Basic light level function	No
Interconnection	No
Optimum mounting height	2 m

Sensor-switched outdoor light

# L 22 S

Anthracite  
EAN 4007841 035709  
Article number 035709

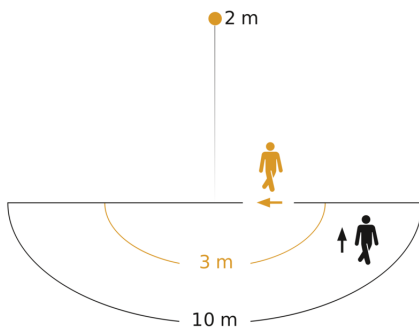


## Technical specifications

Mains power supply	220 – 240 V / 50 – 60 Hz
Output	60 W
Power consumption	0,55 W
Mounting height max.	3,00 m

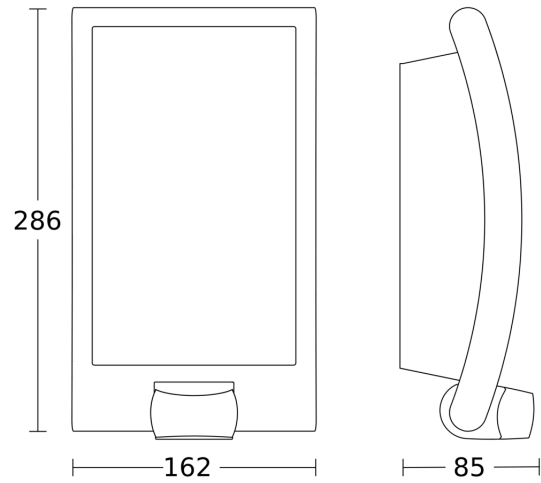
Detection angle	180 °
Product category	Sensor-switched outdoor light

## Detection Zone



Possible mounting height: 1,80 m - 3,00 m  
Orange: radial  
Black: tangential

## Dimension Drawing



## Circuit diagram

